

# Trophy Series - Good

Built with the same exacting precision as Champion's higher-end models, the Trophy Series is as attractive as it is secure.

Place a valuable behind a 4 1/4-inch-thick composite door of a Trophy Series safe and its covered by a bolt-and-steel homeowners insurance policy-- without the annual premium.



## FIRE AND SECURITY RATINGS

- Phoenix Class II fire protection
- 1500° 1 hour rating
- Lifetime warranty
- UL security rating

## LOCKING SYSTEM

- Sargent&Greenleaf dial lock
- Champion's Auto-Relock system
- Diamond Imbedded Armor-Plate

## BOLTWORKS

- Four-way active boltworks-- no dead bolts
- Up to 16, 1" door bolts
- Roughneck bolt guides
- Auto-detent™ system

## MAXIMUM SECURITY DOOR

- 4 1/4" thick composite door
- Internal ball-bearing hinges
- Chrome lock & 3 spoke handle

## BODY

- Up to three layers of fire insulation
- 12 Gauge outer steel wall
- Up to two inch thick composite wall
- High-gloss polyurethane finish

## INTERIOR

- Plush velour interior
- All-Pro interior

*See Interior Configurations Below*

## LOCKS

*Optional*

*Standard*



## EXTERIOR COLOR SELECTIONS

### High-gloss paint options



*Black*



*Burgundy*



*Forest Green*

### Textured finish options



*Granite*



*Jade*



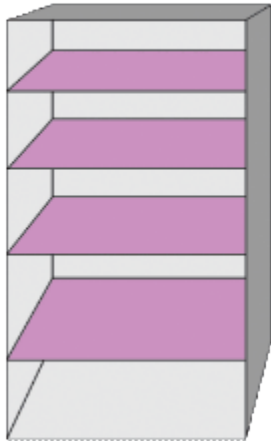
*Sand*

## SIZES AND DIMENSIONS

Safe Model	Dimensions WxHxD	Outer Shell Thickness	Depth Overall	Volume (Cubic Feet)	Approx. Weight	Active Bolts	Door Edge Thickness	Body Thickness	Interior
TY-45	41"x72 1/2"x27 1/2"	12 Ga	27 1/2"	45 CF	1110 lbs	16-1"	1"	up to 2"	Velour
TY-35	37"x60 1/2"x27 1/2"	12 Ga	27 1/2"	34 CF	880 lbs	14-1"	1"	up to 2"	Velour
TY-25	31"x60 1/2"x23 1/2"	12 Ga	23 1/2"	26 CF	725 lbs	14-1"	1"	up to 2"	Velour

### INTERIOR LAYOUTS

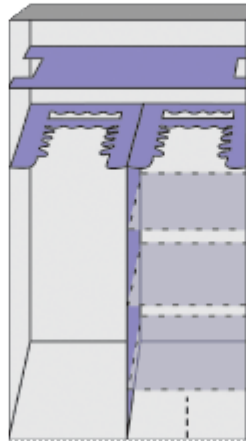
#### Executive



*Included Shelves:*



#### Standard

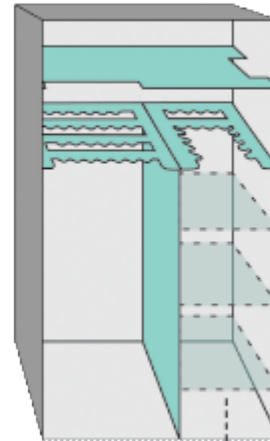


*Included Shelves:*



Movable Shelves

#### Collector



*Included Shelves:*



Movable Shelves

\* Extra top shelf on all 66" and 72" tall models